



PROJECT
 FLOOR DESIGN
 Freedom Multicolor Dark - 24"x24" | Mosaic A - 2"x2"
 Emotion Happy Walnut - 8"x40"
 WALL DESIGN
 Freedom Multicolor Dark - 4"x24"

freedom

COLORED BODY PORCELAIN TILE - Rectified Monocaliber

TILE PERFORMANCE DATA

PHYSICAL PROPERTIES	TEST ASTM	NORTH AMERICAN STANDARD A137.1*	RESULTS
Water absorption *	C373	≤ 0.5%	COMPLY WITH ANSI A137.1
DCOF Average dynamic coefficient of friction **	BOT 3000 test	≥ 0.42	≥ 0.42
Resistance to freeze/thaw cycling *	C1026	As reported	RESISTANT
Warpage (edge)	C485	Warpage ± 0.4% or ± 0.05 in	COMPLY WITH ANSI A137.1
Warpage (diagonal)	C485	Warpage ± 0.4% or ± 0.07 in	COMPLY WITH ANSI A137.1
Wedging	C502	± 0.25% or ± 0.03 in	COMPLY WITH ANSI A137.1
Chemical resistance	C650	As reported	UNAFFECTED
Breaking strength	C648	250 lbf or greater	COMPLY WITH ANSI A137.1
Thickness	C499	Range: 0.04 in	COMPLY WITH ANSI A137.1

* Average values referred to our production and related to the matt finish of the product.
 ** As far as values relating to the matt finish of the product and to tests carried out by certified external laboratories whose results are available upon request at Headoffice, we are willing to check the lot you are interested in purchasing.
 - Be sure to use tiles belonging to the same caliber.
 - Test results are available on request.
 - Landmark tiles can be slippery when wet. We recommend to make sure that the surface is always dry.
 - The information provided can be subject to change. Please refer to lcusa.com for the latest, most accurate and up-to-date information.

LEARN MORE ABOUT



www.lcusa.com



freedom
 RENEWED TRADITION



PROJECT
 WALL DESIGN
 Freedom Brazilian Bloomy Wall - 6"x12"



freedom

Freedom is the porcelain ceramic collection for floors and walls that reflects genuine slate in a contemporary way, created for spaces that express an immense tie with nature and with traditional American architecture. Color versatility and magnetic charm make any surface a work of art, unique and unrepeatable. Sizes, colors and decors enrich the creativity of interior designer to create amazing venues.



PROJECT

FLOOR DESIGN
Freedom Multicolor Gold - 24"x24" | 12"x24"
WALL DESIGN
Brick World London Dark - 3"x12"



PROJECT

FLOOR DESIGN
Freedom Ice Winter - 12"x24" | Mosaic A - 2"x2" | Mosaic C - 2"x6"
WALL DESIGN
Freedom Ice Winter - 12"x24"

freedom

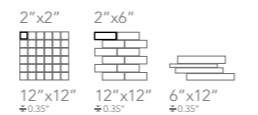
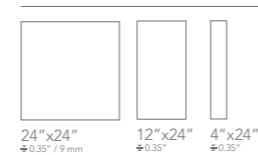
SIZES 24"x24" / 12"x24" / 4"x24" / 12"x12" / 6"x12"

COLORED BODY PORCELAIN TILE - Rectified Monocaliber

ICE WINTER



Available sizes

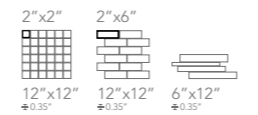
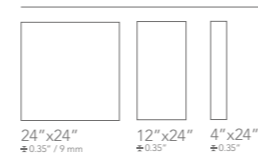


Color Shading V3

INDIAN SUMMER



Available sizes

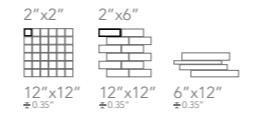
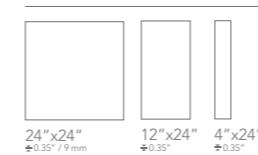


Color Shading V3

BRAZILIAN BLOOMY



Available sizes

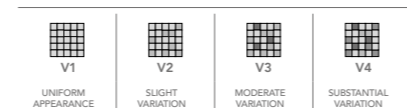


Color Shading V3

The color of tiles printed in this catalog may differ from actual tiles. Tile color reproductions in this catalog are representative only. Slight tone and shade variations are inherent in porcelain tiles. Before selecting a color, we recommend that you contact your local representative, who will provide you with a sample piece of the requested tile.

This porcelain tile product is manufactured with a V3 shade variation. Remember that the amount of color as well as the texture of each piece may vary from tile to tile. Inspect the product immediately upon delivery and select tiles from many boxes during installation to minimize and blend any possible color difference.

Color Shading



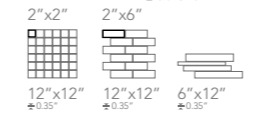
SIZES 24"x24" / 12"x24" / 4"x24" / 12"x12" / 6"x12"

MULTICOLOR GOLD



10%

Available sizes



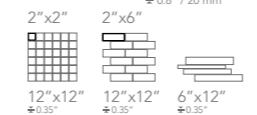
Color Shading V3

MULTICOLOR DARK



20%

Available sizes



Color Shading V3

INFORMATION

RECOMMENDED USE

Freedom is recommended for indoor walls and floors and outdoor walls in residential and commercial applications. We recommend Freedom for interior and outdoor walls and floors (20 mm only) as well as for exterior flooring. Landmark recommends an offset no greater than 30%, if a staggered pattern is required for tiles of 20 inches or longer. Visit lcusa.com for detailed instructions of installation.

CARE AND MAINTENANCE

Do not apply any wax or sealer to the product after installation. Regular cleaning is the best way to keep Freedom tiles looking good. Use clean, hot water (add household cleaner for more aggressive cleaning). Rinse thoroughly and dry with a soft cloth to prevent water spots. Please visit lcusa.com. For further information regarding the care and maintenance of Landmark products.


WARRANTY

Landmark guarantees that its products will meet or exceed the performance specifications set out in ANSI A137.1-2012 and in the performance specifications section of the Landmark general catalog. For more information, please visit our website at lcusa.com.

MOSAICS



DECOR RANGE



TRIM TILES

	COVE BASE 6"x12"	BULLNOSE 3"x24"
ICE WINTER	•	•
INDIAN SUMMER	•	•
MULTICOLOR GOLD	•	•
BRAZILIAN BLOOMY	•	•
MULTICOLOR DARK	•	•