










BRICK

WORLD

COLORED BODY PORCELAIN TILE

TILE PERFORMANCE DATA

PHYSICAL PROPERTIES	TEST ASTM	NORTH AMERICAN STANDARD A137.1*	RESULTS
 Water absorption *	C373	≤ 0.5%	COMPLY WITH ANSI A137.1
 DCOF Average dynamic coefficient of friction **	BOT 3000 test	≥ 0.42	≥ 0.42
 Resistance to freeze/thaw cycling *	C1026	As reported	RESISTANT
 Warpage (edge)	C485	Warpage ± 0.4% or ± 0.05 in	COMPLY WITH ANSI A137.1
 Warpage (diagonal)	C485	Warpage ± 0.4% or ± 0.07 in	COMPLY WITH ANSI A137.1
 Wedging	C502	± 0.25% or ± 0.03 in	COMPLY WITH ANSI A137.1
 Chemical resistance	C650	As reported	UNAFFECTED
 Breaking strength	C648	250 lbf or greater	COMPLY WITH ANSI A137.1
 Thickness	C499	Range: 0.04 in	COMPLY WITH ANSI A137.1

- * Average values referred to our production and related to the matt finish of the product.
 ** As far as values relating to the matt finish of the product and to tests carried out by certified external laboratories whose results are available upon request at Headoffice, we are willing to check the lot you are interested in purchasing.
- Be sure to use tiles belonging to the same caliber.
 - Test results are available on request.
 - Landmark tiles can be slippery when wet. We recommend to make sure that the surface is always dry.
 - The information provided can be subject to change. Please refer to lcsusa.com for the latest, most accurate and up-to-date information.

LEARN MORE ABOUT




www.lcsusa.com

LANDMARK
CERAMICS



BRICK
WORLD

LANDMARK
CERAMICS



LONDON
LONDONBRICKWORLD

PROJECT
WALL DESIGN
Brick World London Sand - 3"x12"

BRICK
WORLD

A selection of ceramic collections all different in terms of style and character that express the decorative charm of the traditional brick format, expressing their utmost personality on walls. A metropolitan color palette explores the ceramic material to decorate spaces with a series of hints that recall the allure of timeless places.

PROJECT
FLOOR DESIGN
Attitude Fabrics - 6'6"x10'
Timeless White - 8'x40'
WALL DESIGN
Brick World Soho White - 3'x12'

SOHO
SOHOBICKWORLD



PROJECT

FLOOR DESIGN
Natural Design Pepper - 8"x40"
WALL DESIGN
Brick World Soho Black - 3"x12"

**BRICK
WORLD**

COLORED BODY PORCELAIN TILE

SIZE 3"x12"

LONDON SAND



Available size



3"x12"
±0.35" / 9 mm

Colour Shading



LONDON RED



Available size



3"x12"
±0.35" / 9 mm

Colour Shading



LONDON DARK



Available size



3"x12"
±0.35" / 9 mm

Colour Shading



The colour of tiles printed in this catalogue may differ from actual tiles. Tile color reproductions in this catalogue are representative only. Slight tone and shade variations are inherent in porcelain tiles. Before selecting a colour, we recommend that you contact your local representative, who will provide you with a sample piece of the requested tile.

SIZE 3"x12"

SOHO WHITE



Available size



3"x12"
±0.35" / 9 mm

Colour Shading



SOHO COTTO



Available size



3"x12"
±0.35" / 9 mm

Colour Shading



SOHO BLACK



Available size



3"x12"
±0.35" / 9 mm

Colour Shading



This porcelain tile product is manufactured with a V1-V3 shade variation. Remember that the amount of colour as well as the texture of each piece may vary from tile to tile. Inspect the product immediately upon delivery and select tiles from many boxes during installation to minimize and blend any possible colour difference.

Color Shading



UNIFORM APPEARANCE



SLIGHT VARIATION



MODERATE VARIATION



SUBSTANTIAL VARIATION

INFORMATION

RECOMMENDED USE

Brick World is recommended for indoor walls and floors and outdoor walls in residential and commercial applications. We recommend Brick World for interior and outdoor walls and floors (20 mm only) as well as for exterior flooring. Landmark recommends an offset no greater than 30%, if a staggered pattern is required for tiles of 20 inches or longer. Visit lcsa.com for detailed instructions of installation.

CARE AND MAINTENANCE

Do not apply any wax or sealer to the product after installation. Regular cleaning is the best way to keep Brick World tiles looking good. Use clean, hot water (add household cleaner for more aggressive cleaning). Rinse thoroughly and dry with a soft cloth to prevent water spots. Please visit lcsa.com. For further information regarding the care and maintenance of Landmark products.

WARRANTY

Landmark guarantees that its products will meet or exceed the performance specifications set out in ANSI A137.1- 2012 and in the performance specifications section of the Landmark general catalogue. For more information, please visit our website at lcsa.com.



LONDON
LONDONBRICKWORLD

PROJECT

FLOOR DESIGN
Timeless Almond - 8"x40"
WALL DESIGN
Brick World London Red - 3"x12"

LONDON
LONDONBRICKWORLD



PROJECT

FLOOR DESIGN
Natural Design Almond - 8"x40"
WALL DESIGN
Brick World London Sand - 3"x12"