



PROJECT
FLOOR DESIGN
Attitude Fabric - 8.5"x10"
Timeless White - 8"x40"
WALL DESIGN
Brick World Soho White - 3"x12"

BRICK WORLD

PORCELAIN BRICK PERFORMANCE DATA

COLORED BODY PORCELAIN TILE

PHYSICAL PROPERTIES	TEST ASTM	NORTH AMERICAN STANDARD A137.1*	RESULTS
Water absorption *	C373	≤ 0.5%	COMPLY WITH ANSI A137.1
DCOF Average dynamic coefficient of friction **	BOT 3000 test	≥ 0.42	≥ 0.42
Resistance to freeze/thaw cycling *	C1026	As reported	RESISTANT
Warpage (edge)	C485	Warpage ± 0.4% or ± 0.05 in	COMPLY WITH ANSI A137.1
Warpage (diagonal)	C485	Warpage ± 0.4% or ± 0.07 in	COMPLY WITH ANSI A137.1
Wedging	C502	± 0.25% or ± 0.03 in	COMPLY WITH ANSI A137.1
Chemical resistance	C650	As reported	UNAFFECTED
Breaking strength	C648	250 lbf or greater	COMPLY WITH ANSI A137.1
Thickness	C499	Range: 0.04 in	COMPLY WITH ANSI A137.1

* Average values referred to our production and related to the matt finish of the product.
 ** As far as values relating to the matt finish of the product and to tests carried out by certified external laboratories whose results are available upon request at Headoffice, we are willing to check the lot you are interested in purchasing.
 - Be sure to use tiles belonging to the same caliber.
 - Test results are available on request.
 - Landmark tiles can be slippery when wet. We recommend to make sure that the surface is always dry.
 - The information provided can be subject to change. Please refer to <https://outdoor.landmarkceramics.com> for the latest, most accurate and up-to-date information.

LEARN MORE ABOUT



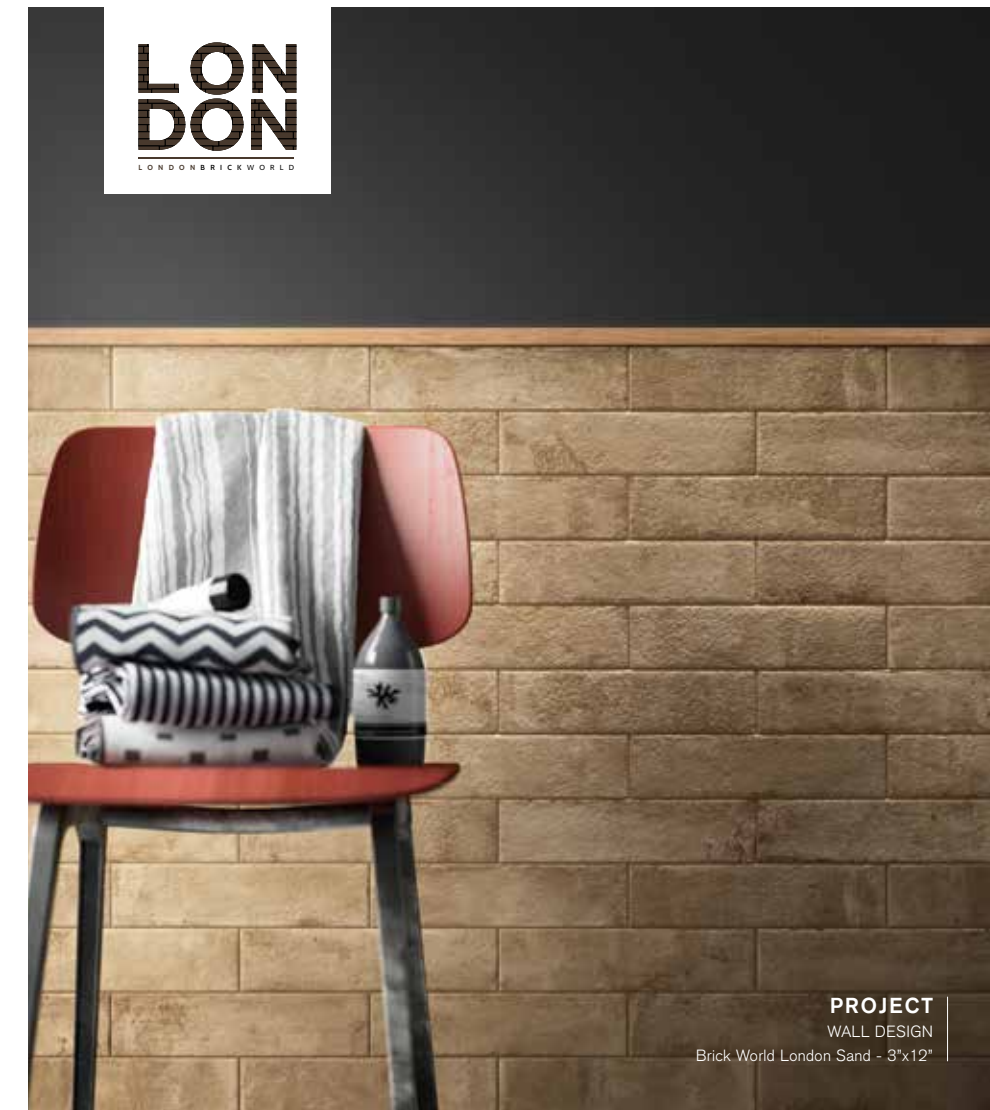
outdoor.landmarkceramics.com

LANDMARK
CERAMICS



BRICK WORLD

LANDMARK
CERAMICS



PROJECT
WALL DESIGN
Brick World London Sand - 3"x12"

BRICK
WORLD

A selection of ceramic collections all different in terms of style and character that express the decorative charm of the traditional brick format, expressing their utmost personality on walls. A metropolitan color palette explores the ceramic material to decorate spaces with a series of hints that recall the allure of timeless places.




PROJECT
 FLOOR DESIGN
 Frontier20 Thermal Bluestone Full Color - 24"x36"
 WALL DESIGN
 Brick World London Red - 3"x12"





PROJECT
 FLOOR DESIGN
 Natural Design Almond - 8"x40"
 WALL DESIGN
 Brick World London Sand - 3"x12"




LONDON SAND

 3"x12"
 ± 0.35" / 9 mm


 V3


 A = 11.65"
 B = 3"
 C = 3.75"
 CORNER*


 A = 11.65"
 B = 3"
 C = 3.75"
 SMART CORNER*



LONDON RED

 3"x12"
 ± 0.35" / 9 mm

 V3


 A = 11.65"
 B = 3"
 C = 3.75"
 CORNER*


 A = 11.65"
 B = 3"
 C = 3.75"
 SMART CORNER*



LONDON DARK **20%**

 3"x12"
 ± 0.35" / 9 mm

 V3


 A = 11.65"
 B = 3"
 C = 3.75"
 CORNER*



 A = 11.65"
 B = 3"
 C = 3.75"
 SMART CORNER*


*Nominal Size: 11.65"x2.95"x3.75"




SOHO WHITE

 3"x12"
 ± 0.35" / 9 mm

 V1


 A = 11.65"
 B = 3"
 C = 3.75"
 CORNER*


 A = 11.65"
 B = 3"
 C = 3.75"
 SMART CORNER*



SOHO COTTO

 3"x12"
 ± 0.35" / 9 mm


 V1



 A = 11.65"
 B = 3"
 C = 3.75"
 CORNER*



 A = 11.65"
 B = 3"
 C = 3.75"
 SMART CORNER*




SOHO BLACK **20%**

 3"x12"
 ± 0.35" / 9 mm

 V1


 A = 11.65"
 B = 3"
 C = 3.75"
 CORNER*


 A = 11.65"
 B = 3"
 C = 3.75"
 SMART CORNER*

*Nominal Size: 11.65"x2.95"x3.75"



PROJECT
 FLOOR DESIGN
 Natural Design Pepper - 8"x40"
 WALL DESIGN
 Brick World Soho Black - 3"x12"



PROJECT
 FLOOR DESIGN
 Timeless Gray - 8"x40"
 WALL DESIGN
 Brick World Soho Cotto - 3"x12"