

LONDON

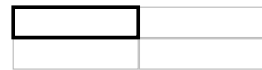


SAND

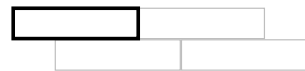


3"x12"
± 0.35"/9 mm


Stack Bond Pattern



1/3 Offset Bond Pattern



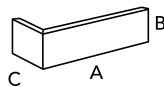
Running Bond (1/2 Offset) Pattern



Color shading

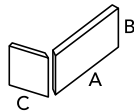


Corner*



A = 11.65"
B = 3"
C = 3.75"

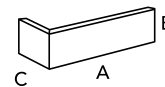
Smart Corner*



A = 11.65"
B = 3"
C = 3.75"

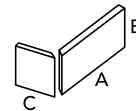
*Nominal Size: 11.65"x2.95"x3.75"

Corner*



A = 11.65"
B = 3"
C = 3.75"


Smart Corner*



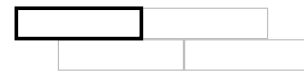
A = 11.65"
B = 3"
C = 3.75"

*Nominal Size: 11.65"x2.95"x3.75"

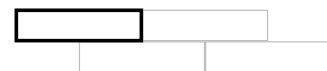
Stack Bond Pattern



1/3 Offset Bond Pattern



Running Bond (1/2 Offset) Pattern



Color shading



LONDON

RED



3"x12"
± 0.35"/9 mm



LONDON




DARK



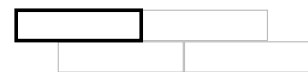
3"x12"
± 0.35"/9 mm

20%


Stack Bond Pattern



1/3 Offset Bond Pattern



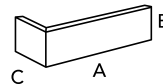
Running Bond (1/2 Offset) Pattern



Color shading

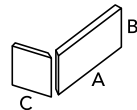


Corner*



A = 11.65"
B = 3"
C = 3.75"

Smart Corner*



A = 11.65"
B = 3"
C = 3.75"

*Nominal Size: 11.65"x2.95"x3.75"




SOHO 

WHITE

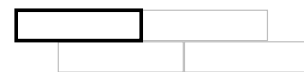


3"x12"
± 0.35"/9 mm


Stack Bond Pattern



1/3 Offset Bond Pattern



Running Bond (1/2 Offset) Pattern



Color shading

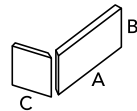


Corner*



A = 11.65"
B = 3"
C = 3.75"

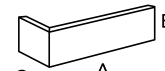
Smart Corner*



A = 11.65"
B = 3"
C = 3.75"

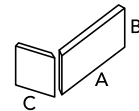
*Nominal Size: 11.65"x2.95"x3.75"

Corner*



A = 11.65"
B = 3"
C = 3.75"


Smart Corner*



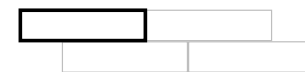
A = 11.65"
B = 3"
C = 3.75"

*Nominal Size: 11.65"x2.95"x3.75"


Stack Bond Pattern



1/3 Offset Bond Pattern



Running Bond (1/2 Offset) Pattern



Color shading



 SOHO

COTTO



3"x12"
± 0.35"/9 mm



SOHO 

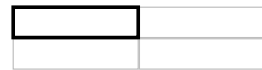
BLACK



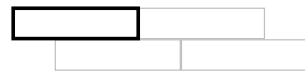
3"x12"
± 0.35"/9 mm

↘20%


Stack Bond Pattern



1/3 Offset Bond Pattern



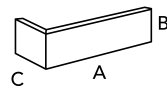
Running Bond (1/2 Offset) Pattern



Color shading

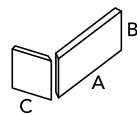


Corner*



A = 11.65"
B = 3"
C = 3.75"

Smart Corner*



A = 11.65"
B = 3"
C = 3.75"

*Nominal Size: 11.65"x2.95"x3.75"

COLORED BODY PORCELAIN TILE

RECOMMENDED USE

Brick World is recommended for indoor floors, walls, countertops, and outdoor walls in commercial and residential application. The use of Brick World is not recommended for outdoor flooring application. Landmark recommends an offset no greater than 30%, If a staggered pattern is required for tiles of 20" inches or longer.










CARE AND MAINTENANCE

Do not apply any wax or sealer to the product after installation. Regular cleaning is the best way to keep Brick World tiles looking good. Use clean, hot water (add household cleaner for more aggressive cleaning). Rinse thoroughly and dry with a soft cloth to prevent water spots. Please visit <https://outdoor.landmarkceramics.com>. For further information regarding the care and maintenance of Landmark products.

WARRANTY

Landmark guarantees that its products will meet or exceed the performance specifications set out in ANSI A137.1- 2012 and in the performance specifications section of the Landmark general catalog. For more information, please visit our website at <https://outdoor.landmarkceramics.com>.



PHYSICAL PROPERTIES	TEST ASTM	NORTH AMERICAN STANDARD A137.1*	RESULTS
 Water absorption *	C373	≤ 0.5%	COMPLY WITH ANSI A137.1
 DCOF Average dynamic coefficient of friction **	BOT 3000 test	≥ 0.42	≥ 0.42
 Resistance to freeze/thaw cycling *	C1026	As reported	RESISTANT
 Warpage (edge)	C485	Warpage ± 0.4% or ± 0.05 in	COMPLY WITH ANSI A137.1
 Warpage (diagonal)	C485	Warpage ± 0.4% or ± 0.07 in	COMPLY WITH ANSI A137.1
 Wedging	C502	± 0.25% or ± 0.03 in	COMPLY WITH ANSI A137.1
 Chemical resistance	C650	As reported	UNAFFECTED
 Breaking strength	C648	250 lbf or greater	COMPLY WITH ANSI A137.1
 Thickness	C499	Range: 0.04 in	COMPLY WITH ANSI A137.1

* Average values referred to our production and related to the matt finish of the product.

** As far as values relating to the matt finish of the product and to tests carried out by certified external laboratories whose results are available upon request at Headoffice, we are willing to check the lot you are interested in purchasing.

- Be sure to use tiles belonging to the same caliber.
- Test results are available on request.
- Landmark tiles can be slippery when wet. We recommend to make sure that the surface is always dry.
- The information provided can be subject to change. Please refer to <https://outdoor.landmarkceramics.com> for the latest, most accurate and up-to-date information.