

PHYSICAL PROPERTIES	TEST ASTM	NORTH AMERICAN STANDARD A137.1 / A137.3	PORCELAIN PAVERS FRONTIER20 (REF A137.3)	PORCELAIN VENEERS VENEER WORLD (REF A137.1)
Water absorption *	C373	≤ 0.5%	COMPLY WITH ANSI A137.3	COMPLY WITH ANSI A137.1
DCOF Average dynamic coefficient of friction **	ANSI A.326.3	As reported	EW - Exterior, Wet	NOT APPLICABLE
Skid Resistance	EN 16165 (EX DIN 51097)	-	A+B+C	NOT APPLICABLE
	EN 16165 (EX DIN 51130)	-	R11	NOT APPLICABLE
Resistance to freeze/thaw cycling *	C1026	As reported	RESISTANT	RESISTANT
Resistance to thermal shock	C484	As reported	RESISTANT	RESISTANT
Warpage (edge)	C485	Warpage ± 0.4% or ± 0.05 in	COMPLY WITH ANSI A137.3	COMPLY WITH ANSI A137.1
Warpage (diagonal)	C485	Warpage ± 0.4% or ± 0.07 in	COMPLY WITH ANSI A137.3	COMPLY WITH ANSI A137.1
Wedging	C502	± 0.25% or ± 0.03 in	COMPLY WITH ANSI A137.3	COMPLY WITH ANSI A137.1
Chemical resistance	C650	As reported	UNAFFECTED	UNAFFECTED
Resistance to stain	C1378	As reported	UNAFFECTED	UNAFFECTED
Thickness	C499	Range: 0.04 in	COMPLY WITH ANSI A137.3	COMPLY WITH ANSI A137.1
Breaking strength	C648	250 lbf or greater	-	COMPLY WITH ANSI A137.1
	C1050	2000 lbf	COMPLY WITH ANSI A137.3	-
Module of Rupture	C1050	5000 psi	COMPLY WITH ANSI A137.3	-

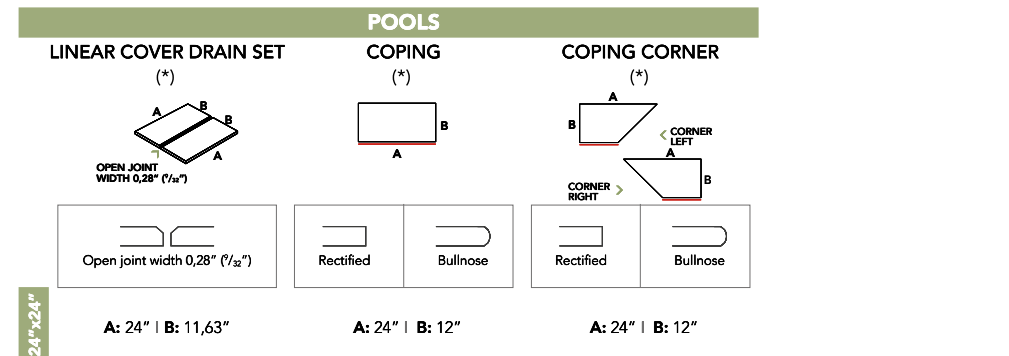
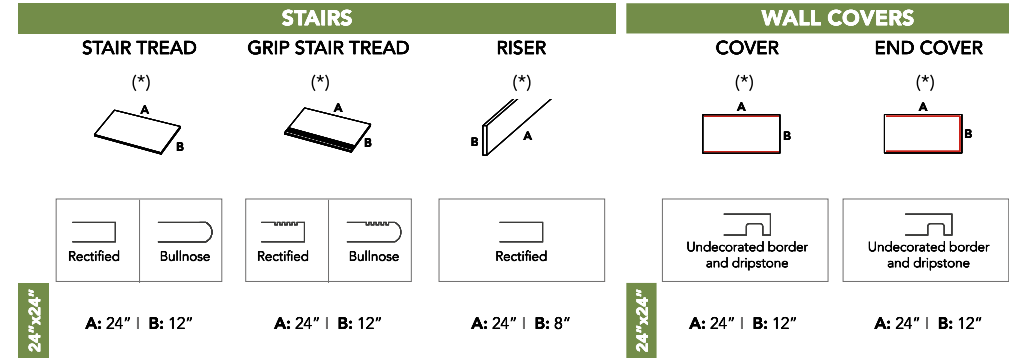
* Average values referred to our production and related to the matt finish of the product.
 ** As far as values relating to the matt finish of the product and to tests carried out by certified external laboratories whose results are available upon request at Headoffice, we are willing to check the lot you are interested in purchasing.
 - Be sure to use pavers belonging to the same caliber.
 - Test results are available on request.
 - The information provided can be subject to change. Please refer to outdoor.landmarkceramics.com for the latest, most accurate and up-to-date information.

For further details about product in 20mm thickness and in particular for recommendations, instructions and restrictions of use and installation, please refer to the Frontier20 catalog or visit the website outdoor.landmarkceramics.com

CERTIFIED PORCELAIN VFC FREE MEMBER OF ITCMA 5% WASTE REDUCTION

LEARN MORE ABOUT

Declare. INTERNATIONAL WELL-BEING. LANDMARK CERAMICS outdoor.landmarkceramics.com



(*) Available in standard version (with undecorated borders).



M.P.D. BIG

M.P.D. BIG ONE*
 Module %
 24"x48" = 40%
 24"x24" = 20%
 MIX = 40% **

M.P.D. BIG FIVE*
 Module % HP1
 24"x24" = 33%
 MIX = 67% **

M.P.D. BIG NINE*
 Module %
 24"x48" = 58%
 12"x48" = 14%
 24"x24" = 14%
 12"x24" = 7%
 12"x12" = 7%

M.P.D. BIG THIRTEEN*
 Module %
 24"x48" = 62%
 12"x48" = 30%
 12"x12" = 8%

M.P.D. BIG SEVENTEEN*
 Module %
 24"x48" = 33,5%
 12"x48" = 33,5%
 24"x24" = 17%
 12"x24" = 8%
 12"x12" = 8%

M.P.D. BIG TWO*
 Module %
 24"x48" = 50%
 MIX = 50% **

M.P.D. BIG SIX*
 Module % HP1
 24"x24" = 45%
 12"x12" = 11%
 24"x24" = 14%
 12"x24" = 14%

M.P.D. BIG TEN*
 Module %
 24"x48" = 58%
 12"x48" = 14%
 24"x24" = 14%
 12"x24" = 14%

M.P.D. BIG FOURTEEN*
 Module %
 24"x48" = 67%
 12"x48" = 33%

M.P.D. BIG EIGHTEEN*
 Module %
 24"x24" = 50%
 12"x48" = 50%

M.P.D. BIG THREE*
 Module %
 24"x48" = 40%
 24"x24" = 20%
 MIX = 40% **

M.P.D. BIG SEVEN*
 Module % HP1
 24"x24" = 31%
 12"x12" = 8%
 MIX = 61% **

M.P.D. BIG ELEVEN*
 Module %
 24"x48" = 31%
 12"x48" = 15%
 24"x24" = 19%
 12"x24" = 19%
 12"x12" = 8%

M.P.D. BIG FIFTEEN*
 Module %
 24"x48" = 38%
 12"x48" = 19%
 24"x24" = 19%
 12"x24" = 19%
 12"x12" = 5%

M.P.D. BIG NINETEEN*
 Module %
 24"x48" = 38%
 24"x24" = 5%
 12"x12" = 5%
 MIX = 38% **

M.P.D. BIG FOUR*
 Module %
 24"x48" = 28,6%
 24"x24" = 14,3%
 MIX = 57,1% **

M.P.D. BIG EIGHT*
 Module % HP1
 24"x24" = 31%
 12"x12" = 7%
 24"x24" = 23%
 12"x24" = 11%

M.P.D. BIG TWELVE*
 Module %
 24"x48" = 22%
 24"x24" = 45%
 12"x24" = 23%
 12"x12" = 11%

M.P.D. BIG SIXTEEN*
 Module %
 24"x48" = 31%
 24"x24" = 31%
 12"x12" = 7%
 12"x24" = 23%
 12"x12" = 15%

M.P.D. BIG TWENTY*
 Module % HP1
 24"x24" = 18%
 12"x12" = 4%
 MIX = 78% **

M.P.D. SMALL

M.P.D. SMALL ONE*
 Module %
 12"x24" = 67%
 12"x12" = 33%

M.P.D. SMALL FIVE*
 Module %
 24"x24" = 57%
 12"x24" = 29%
 12"x12" = 14%

M.P.D. SMALL NINE*
 Module %
 12"x24" = 50%
 12"x24" = 25%
 12"x12" = 25%

M.P.D. SMALL TWO*
 Module %
 12"x24" = 80%
 12"x12" = 20%

M.P.D. SMALL SIX*
 Module %
 24"x24" = 33%
 12"x24" = 50%
 12"x12" = 17%

M.P.D. SMALL TEN*
 Module %
 12"x24" = 75%
 12"x12" = 25%

M.P.D. SMALL THREE*
 Module %
 24"x24" = 50%
 12"x24" = 50%

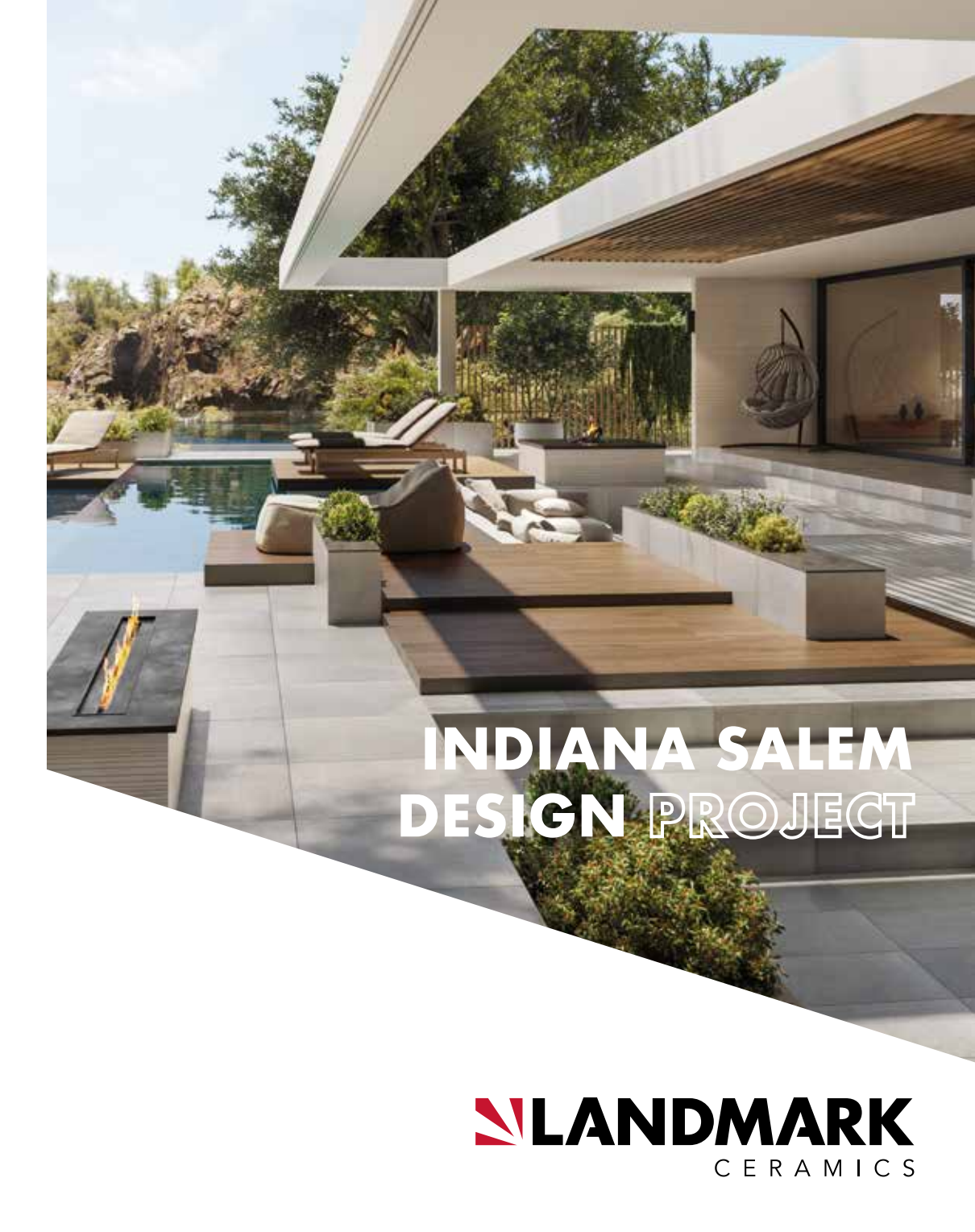
M.P.D. SMALL SEVEN*
 Module %
 24"x24" = 57%
 12"x24" = 29%
 12"x12" = 14%

M.P.D. SMALL FOUR*
 Module %
 24"x24" = 67%
 12"x24" = 33%

M.P.D. SMALL EIGHT*
 Module %
 24"x24" = 44%
 12"x24" = 45%
 12"x12" = 11%

Available colors:
 ● Indiana Buff Select
 ● Indiana Grey Select
 ● Indiana Variegated

* Modular products with 6 mm joint (approx 1/4").
 ** NOTE: The 24"x36" and 12"x24" sizes (MIX) are palletized together on the same single pallet containing the correct percentages of each size.



INDIANA SALEM DESIGN PROJECT

INDIANA SALEM DESIGN PROJECT

COLORED BODY PORCELAIN - Rectified Monocaliber

THE UTMOST ICON OF AMERICAN ARCHITECTURE.

Indiana Salem Design Project is Landmark's porcelain interpretation of Indiana Limestone, a natural stone also known as Salem stone and commonly found in Indiana. As with every freestone, it shows no splitting or direction in its highest grade version: the Select.

The aesthetic natural characteristics of Indiana Limestone is now combined with higher performances of resistance and durability of the best porcelain material. This refined and graceful natural material has been used for many American buildings and can be considered an icon of modern and postmodern American architecture.



INDIANA SALEM COLORS AND FINISHES.

With Indiana Salem, Landmark offers the colors and the style of Indiana limestone: smooth and non-slip finish for outdoor applications and machined finish for decorative vertical applications. The color palette includes:

Buff Select

Warm and light creamy color with brownish reflexes on a very fine and refined grainy surface.

Grey Select

Same refined grainy surface, characterized by ecru hue with light grey to bluish shades.

Variegated

While the degree of texture can vary from a fine- to a coarse-grain, this color includes a significant variation from piece to piece, alternating pieces that are full grey or full buff with more variegated ones, that include both grey and buff colors within the same piece.

The collection is also enriched with three tooled finishes suited for walls and available in Buff and Grey colors:

Atelier Groove S: scratched finish that blends the elegance of natural stone with a 3D surface effect. The brushed and hammered embossed texture creates special plays of light and shadow, along with surface scratches, enhancing the decorative added value of the product.

Atelier Groove L: same scratched finish as Groove S, but with a larger gap among scratches, that elevates natural inspiration through an innovative technology to create a simple and elegant decoration.

Atelier Dynamic: elaborated finish with multiple geometries on the surface, able to offer a contemporary solution that reserves the natural touch of the stone, characterized by micro lines running along the undulating dunes of the surface.

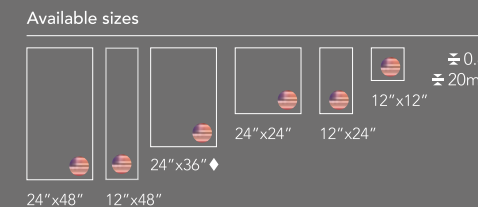

FRONTIER20

AMERICANSTONE


COLORED BODY PORCELAIN PAVERS - Rectified Monocaliber



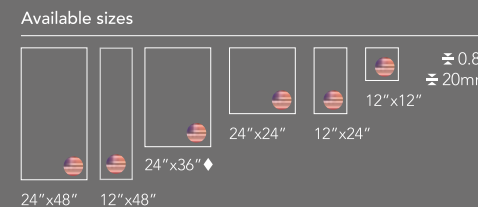
INDIANA BUFF SELECT



INDIANA VARIEGATED



INDIANA GREY SELECT



◆ NOTE: 24" x 36" is sold as mix (24" x 36" + 12" x 24") along with 12" x 24". The two sizes are palletized on the same pallet and sold together.

VENEER

COLORED BODY PORCELAIN VENEERS - Rectified Monocaliber

ATELIER GROOVE S




INDIANA GREY SELECT



INDIANA BUFF SELECT




ATELIER GROOVE L



INDIANA GREY SELECT



ATELIER DYNAMIC



This porcelain veneer product is manufactured with a V2 shade variation. Remember that the amount of color as well as the texture of each piece may vary from piece to piece. Inspect the product immediately upon delivery and select pieces from many boxes during installation to minimize and blend any possible color difference.

INDIANA BUFF SELECT



ATELIER DYNAMIC



INDIANA GREY SELECT



ATELIER GROOVE S



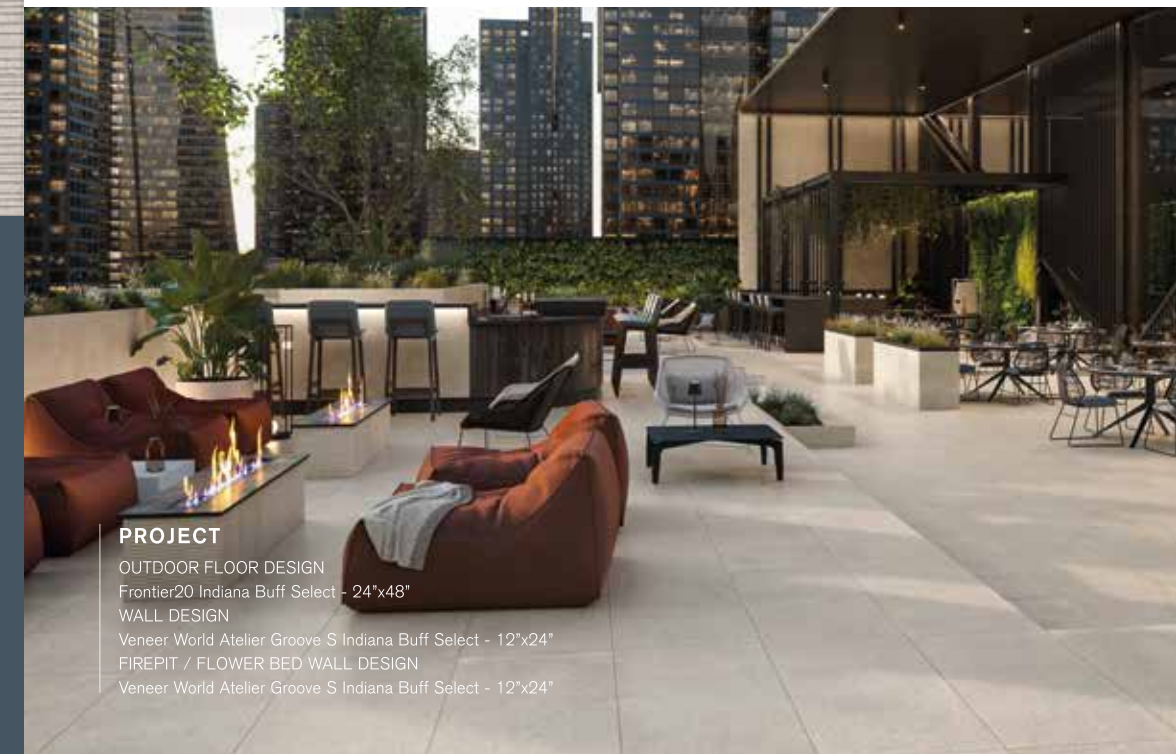
Color Shading

V1 UNIFORM APPEARANCE | V2 SLIGHT VARIATION | V3 MODERATE VARIATION | V4 SUBSTANTIAL VARIATION

ATELIER



PROJECT
OUTDOOR FLOOR DESIGN
Frontier20 Indiana Grey Select - 24" x 48" / 24" x 36" / 24" x 24" / 12" x 24"
WALL DESIGN
Veneer World Atelier Groove S Indiana Buff Select - 12" x 24"
Veneer World Atelier Groove L Indiana Grey Select - 12" x 24"



PROJECT
OUTDOOR FLOOR DESIGN
Frontier20 Indiana Buff Select - 24" x 48"
WALL DESIGN
Veneer World Atelier Groove S Indiana Buff Select - 12" x 24"
FIREPIT / FLOWER BED WALL DESIGN
Veneer World Atelier Groove S Indiana Buff Select - 12" x 24"